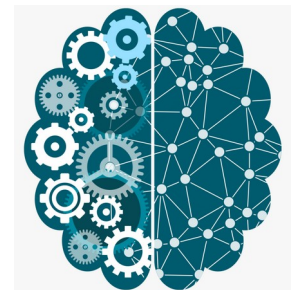


# BFS Algorithm

Tushar B. Kute,  
<http://tusharkute.com>



# Uniformed Search Algorithm

- Uninformed search algorithms which looked through search space for all possible solutions of the problem without having any additional knowledge about search space.
- But informed search algorithm contains an array of knowledge such as how far we are from the goal, path cost, how to reach to goal node, etc.
- This knowledge help agents to explore less to the search space and find more efficiently the goal node.

# Heuristic Function

- Heuristic is a function which is used in Informed Search, and it finds the most promising path. It takes the current state of the agent as its input and produces the estimation of how close agent is from the goal.
- The heuristic method, however, might not always give the best solution, but it guaranteed to find a good solution in reasonable time.
- Heuristic function estimates how close a state is to the goal. It is represented by  $h(n)$ , and it calculates the cost of an optimal path between the pair of states. The value of the heuristic function is always positive.

# Heuristic Function

- Admissibility of the heuristic function is given as:

$$h(n) \leq h^*(n)$$

- Here  $h(n)$  is heuristic cost, and  $h^*(n)$  is the estimated cost. Hence heuristic cost should be less than or equal to the estimated cost.

# Pure Heuristic Search

- Pure heuristic search is the simplest form of heuristic search algorithms. It expands nodes based on their heuristic value  $h(n)$ .
- It maintains two lists, OPEN and CLOSED list. In the CLOSED list, it places those nodes which have already expanded and in the OPEN list, it places nodes which have yet not been expanded.
- On each iteration, each node  $n$  with the lowest heuristic value is expanded and generates all its successors and  $n$  is placed to the closed list.
- The algorithm continues until a goal state is found.

# BFS Algorithm

- Greedy best-first search algorithm always selects the path which appears best at that moment.
- It is the combination of depth-first search and breadth-first search algorithms. It uses the heuristic function and search.
- Best-first search allows us to take the advantages of both algorithms.
- With the help of best-first search, at each step, we can choose the most promising node.

# BFS Algorithm

- In the best first search algorithm, we expand the node which is closest to the goal node and the closest cost is estimated by heuristic function, i.e.

$$f(n) = g(n).$$

- Where,  $h(n)$  = estimated cost from node  $n$  to the goal.
- The greedy best first algorithm is implemented by the priority queue.

# BFS Algorithm

- Step 1: Place the starting node into the OPEN list.
- Step 2: If the OPEN list is empty, Stop and return failure.
- Step 3: Remove the node  $n$ , from the OPEN list which has the lowest value of  $h(n)$ , and places it in the CLOSED list.
- Step 4: Expand the node  $n$ , and generate the successors of node  $n$ .
- Step 5: Check each successor of node  $n$ , and find whether any node is a goal node or not. If any successor node is goal node, then return success and terminate the search, else proceed to Step 6.
- Step 6: For each successor node, algorithm checks for evaluation function  $f(n)$ , and then check if the node has been in either OPEN or CLOSED list. If the node has not been in both list, then add it to the OPEN list.
- Step 7: Return to Step 2.



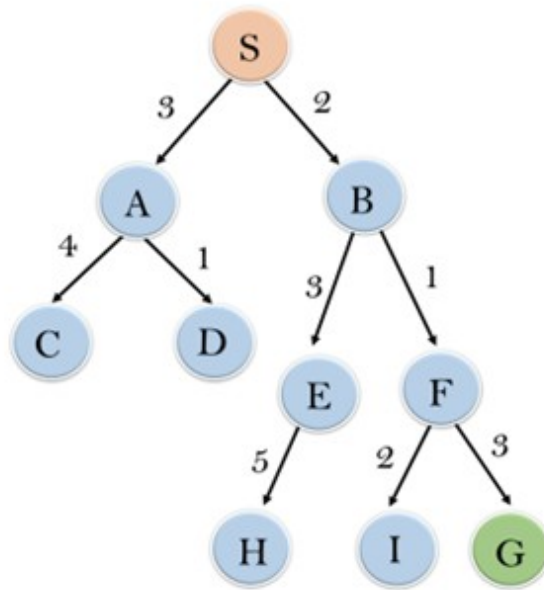
# BFS Algorithm

- Advantages:
  - Best first search can switch between BFS and DFS by gaining the advantages of both the algorithms.
  - This algorithm is more efficient than BFS and DFS algorithms.
- Disadvantages:
  - It can behave as an unguided depth-first search in the worst case scenario.
  - It can get stuck in a loop as DFS.
  - This algorithm is not optimal.

# Example:

- Consider the below search problem, and we will traverse it using greedy best-first search.
- At each iteration, each node is expanded using evaluation function  $f(n)=h(n)$  , which is given in the below table.

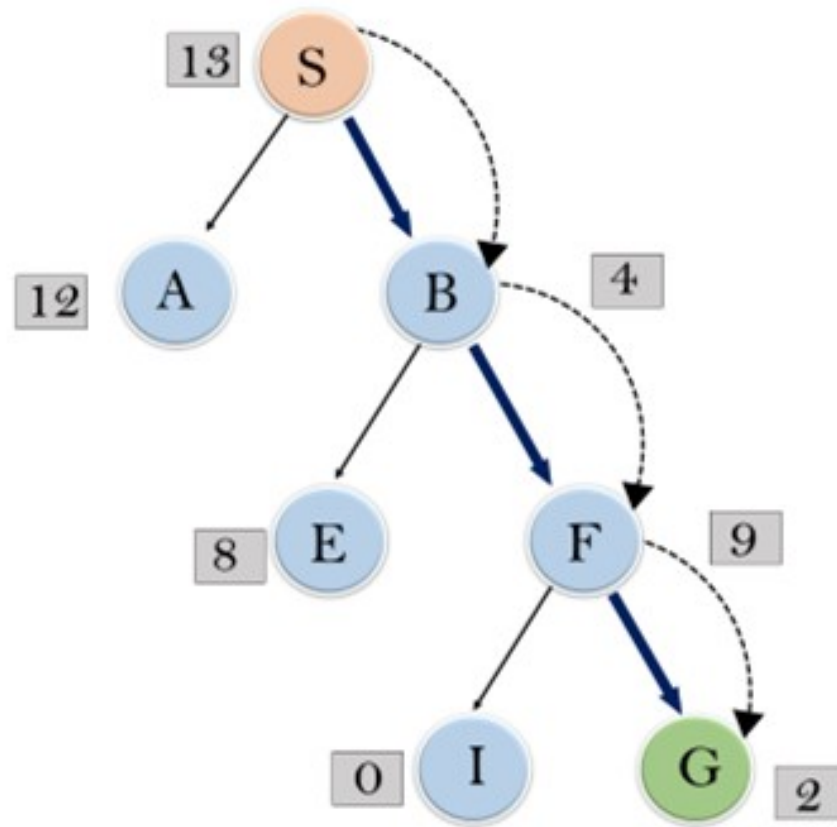
# Example:



node	H (n)
A	12
B	4
C	7
D	3
E	8
F	2
H	4
I	9
S	13
G	0

- In this search example, we are using two lists which are OPEN and CLOSED Lists. Following are the iteration for traversing the above example.

# Example:



# Example:

- Expand the nodes of S and put in the CLOSED list
- Initialization: Open [A, B], Closed [S]
- Iteration 1: Open [A], Closed [S, B]
- Iteration 2: Open [E, F, A], Closed [S, B]  
: Open [E, A], Closed [S, B, F]
- Iteration 3: Open [I, G, E, A], Closed [S, B, F]  
: Open [I, E, A], Closed [S, B, F, G]
- Hence the final solution path will be: S----> B----->F----> G

# Properties

- Time Complexity: The worst case time complexity of Greedy best first search is  $O(bm)$ .
- Space Complexity: The worst case space complexity of Greedy best first search is  $O(bm)$ . Where,  $m$  is the maximum depth of the search space.
- Complete: Greedy best-first search is also incomplete, even if the given state space is finite.
- Optimal: Greedy best first search algorithm is not optimal.

# Thank you

*This presentation is created using LibreOffice Impress 7.0.1.2, can be used freely as per GNU General Public License*



@mitu\_skillologies



/mITuSkillologies



@mitu\_group



/company/mitu-  
skillologies



MITUSkillologies

## Web Resources

<https://mitu.co.in>  
<http://tusharkute.com>

[contact@mitu.co.in](mailto:contact@mitu.co.in)  
[tushar@tusharkute.com](mailto:tushar@tusharkute.com)